



NVOT Jazz Band

Jazz Band Auditions will be held on
Wednesday October 28th at 3:00pm.

You are responsible for the following for your audition:

- **Blues scales only**, which must be played in the swing style. Please note that you do **not** need to play your scales by memory.
- Prepared Jazz Band piece. This is a hip-hop shuffle. This means that eighth notes are played straight and sixteenth notes have a shuffle feel. The quarter note is equal to 102.
- Drummers are responsible for all patterns handed out and must be able to play 12 measures of each.

Please note the following:

- Audition times will be posted as soon as we get your slips back.
- Our first rehearsal will be held on November Wednesday 4th at 6:30pm.

Tear on the line and hand bottom half into Mr. Ebersole

Please Print

Name

Instrument

Phone

Please check what times you would be able to audition

- 10/28/09 3p-4p
- 10/28/09 4p-5p
- 10/28/09 5p-6p

We will try and accommodate times to the best of our ability



SENIOR GUITAR

NJ SENIOR REGION AND ALL-STATE JAZZ ENSEMBLE REQUIRED SCALES

PLAY SWING ♩'S. ALL SCALES MUST BE PLAYED FROM MEMORY

C BLUES



F BLUES



Bb BLUES



Eb BLUES



C DORIAN



F DORIAN



NJ SENIOR REGION - ALL-STATE SCALES
SENIOR GUITARB \flat DORIANE \flat DORIAN

C MIXOLYDIAN



F MIXOLYDIAN


B \flat MIXOLYDIANE \flat MIXOLYDIAN

GUITAR CHORD FRAMES

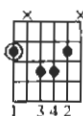
GUITAR CHOROS

These are the most common jazz guitar chord voicings. The root of each chord is circled. Each of these chord fingerings is moveable throughout the neck of the guitar. Whatever note the root is will be the name of the chord. For example, play the first maj7 fingering at the 3rd fret and it will be a Cmaj7, but move it up to the 4th fret and it will be a C#maj7, and so on up the neck.

Maj7



Maj7



Maj7



7



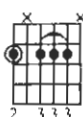
7



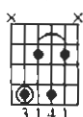
Mi7



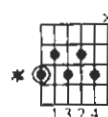
Mi7



Mi7



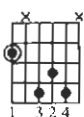
9



9



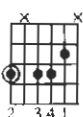
6



6



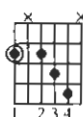
Mi7(b5)



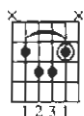
Mi7(b5)



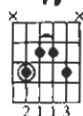
13



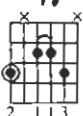
13



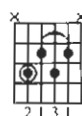
6/9



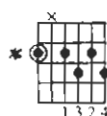
6/9



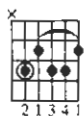
7(b9)



7(b9)



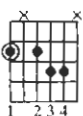
9(#11)



7(#11)



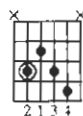
7(#5)



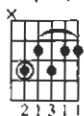
7(#5)



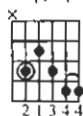
7(#9)



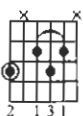
7(b9)



7(#9)



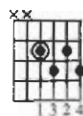
oim7



oim7



oim7



HIP-HOP SHUFFLE FUNK (SWING 16TH NOTES) ♩ = 102

1 2 3 4 5 6

7 8 9 10

11 12 13 14

15 16 17 18

19 20 21 22

23 24 25 26

27 28 29 30

31 32 33 34

35 36 37 38

39 40 41 42

mf

(7)

(27)

(4)

(4)

(8)

(4)

(4)

43

Musical notation for guitar exercise 43, measures 44-54. The piece is in a key with one flat (B-flat) and a 3/4 time signature. Measures 44-46 feature a rhythmic pattern of eighth notes. Measures 47-54 show melodic lines with various rhythmic values and accents.

55

Musical notation for guitar exercise 55, measures 56-71. Measures 56-60 are marked with a box and labeled "COMP. - OPT. SOLO". Measures 61-71 consist of a continuous sixteenth-note pattern. The key signature changes to E-flat major (E-flat 1st) and then back to B-flat major (C 1st).

75 3 TIMES - PLAY 2ND & 3RD TIME ONLY

Musical notation for guitar exercise 75, measures 76-90. This exercise is marked "3 TIMES - PLAY 2ND & 3RD TIME ONLY". It features melodic lines with accents and a final section labeled "STRAIGHT SIXTEENTHS" in measures 91-94.

